

Allen-Bradley Kinetix 5700 Servo Drive

Helping to Deliver an Innovative Motion Control System

The Kinetix® 5700 servo drive helps expand the value of integrated motion on EtherNet/IP to large, custom machine builder applications.

With Logix as a single control engine, and one design environment – Studio 5000® – machine builders now have more flexibility to scale, design and control to help meet their needs. The Kinetix 5700 servo drive can help reduce commissioning time and improve machine performance. It offers the simplicity, power and space savings you need to help get your machine up and running faster.

The Kinetix 5700 servo drive is designed for machines with large axis counts and higher power requirements. It is available in single- and dual-axis servos with integrated and hardwired Safe Torque-Off.

Features and Benefits

- Dual-axis modules
- Large power range 1.6 to 60 kW
- Servo and induction motor control
- Wide range of feedback types supported
- Dual Ethernet ports support linear and device level ring topologies
- Reduced wiring with single cable technology
- Tuning-less commissioning for most axes
- Best-in-class power density reduces cabinet space requirements up to 67%
- Innovative snapfit bus system
- Capacitor modules reduce energy consumption
- Extension modules provide installation flexibility



Allen-Bradley® Kinetix 5700 Servo Drive

LISTEN.
THINK.
SOLVE.®

Integrated Safety

The Kinetix 5700 servo drive with integrated safety on EtherNet/IP, mitigates the need to separately wire the drive for safety. It reduces overall system wiring, saves time and money in installation and helps remove potential points of failure, thus resulting in less down time and troubleshooting. Integrated safety provides the capability to change the safety zoning and configurations, without needing to physically rewire the devices. Other features:


- Reduces complexity with a single network, EtherNet/IP for motion and safety functions
- Use EtherNet/IP to provide rich diagnostic data
- Simplifies zoning and reduces changeover time
- Integrated or hardwired safety – Safe Torque-Off – SIL3 PLe
- Advanced safety with five safe stop functions and three safe monitoring functions

Advanced tuning


Traditionally, tuning the axis on a machine was a special art. Whether it was commissioning a machine or providing maintenance due to changing mechanics over time – tuning has been a time consuming job. The use of Load Observer real-time tuning technology:

- Helps save time by mitigating the need for tuning each axis
- Automatically compensates for unknown mechanics, and compliance – such as in belts, flexible couplings, and shafts
- Automatically adjusts for applications where inertia varies during operation
- Enhances machine performance

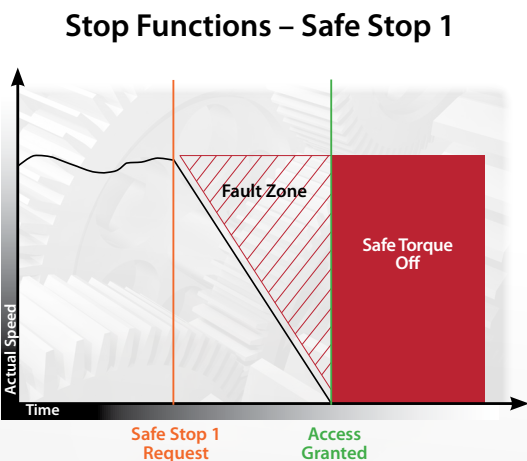
The Kinetix 5700 can help reduce commissioning time and improve machine performance.



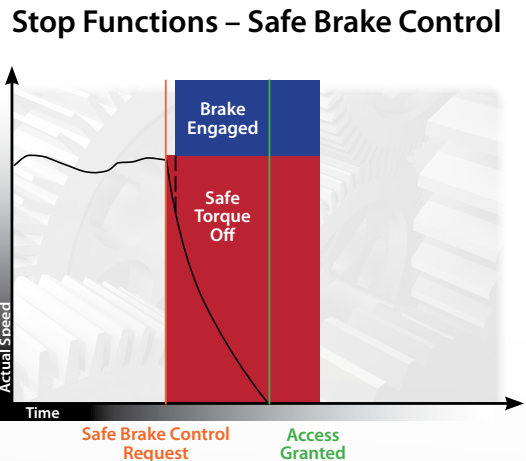
Stop Functions



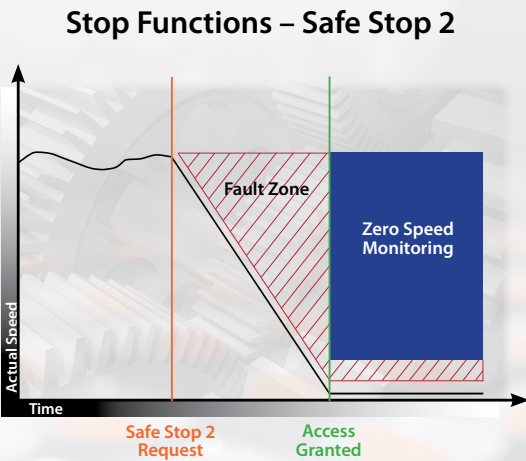
With the **Safe Torque Off** function, power that can cause rotation (or motion in the case of a linear motor), is removed from the motor. The drive will not provide energy to the motor that can generate torque (or force with a linear motor).



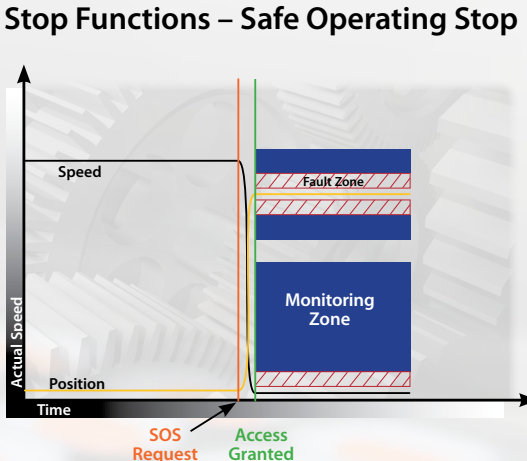
Safe Stop 1 initiates and monitors the motor deceleration rate within set limits. This function stops the motor and initiates the Safe Torque Off function when the motor speed is below a specified limit.



Safe Brake Control provides a safe output signals to control an external brake. This function is coordinated with the Safe Torque Off function.



Safe Stop 2 initiates and monitors the motor deceleration rate within set limits. This function stops the motor and initiates the safe operating stop function when the motor speed is below a specified limit.

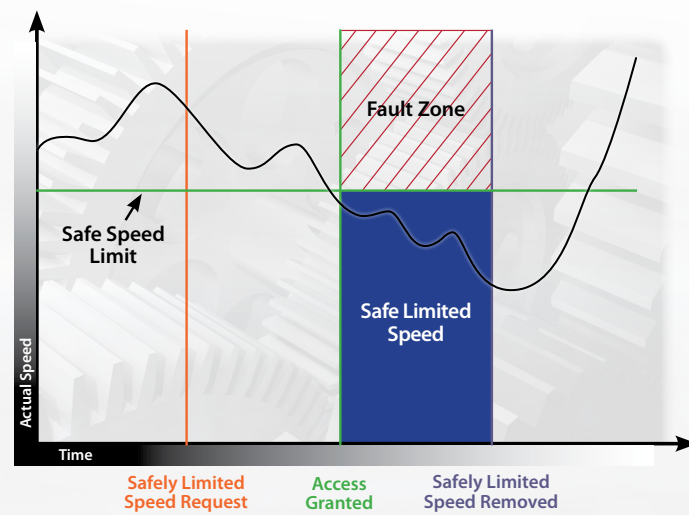


The **Safe Operation Stop** function prevents the motor from deviating more than a defined amount from the stopped position. The drive provides energy to the motor to enable it to resist external forces.

Can monitor either position or speed of motor while stopped.

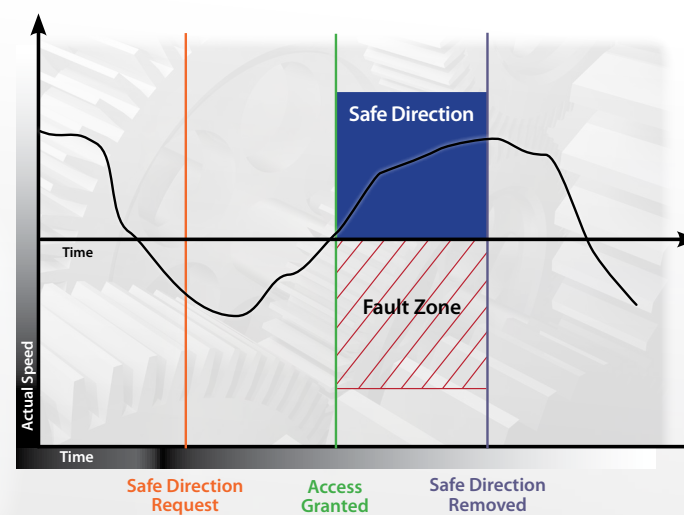
Monitoring Functions

Safely Limited Speed



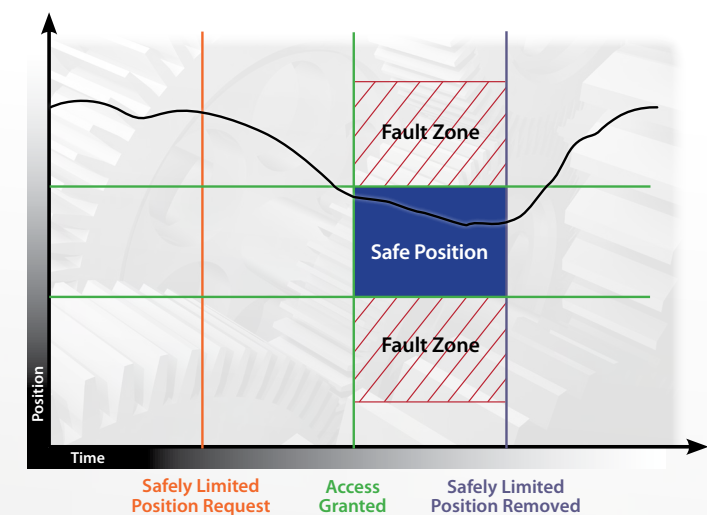
The **Safely Limited Speed** function prevents the motor from exceeding the specified speed limit.

Safe Direction



The **Safe Direction** function prevents the motor shaft from moving in the unintended direction.

Safely Limited Position



The **Safely Limited Position** function prevents the motor shaft from exceeding one or more specified position limits.

Kinetix 5700 Target Industries and Applications

The Kinetix 5700 servo drive is a solution for OEMs requiring large, high performance machines with ControlLogix® or CompactLogix™ controllers. It is the ideal choice for machine builders that have high axis count and higher power requirements. The Kinetix 5700 with integrated safety, provides added benefits to customers looking for an EtherNet/IP solution for safety. The Kinetix 5700 combines high performance servo and vector motor control, which helps reduce machine complexity and reduces time and labor costs for integration. The Kinetix 5700 helps address complex application needs in a wide variety of industries.

Target Industries

- Beverage
- Consumer Products
- Food
- Automotive & Tire

Target Segment – Converting Print and Web Handling

- Diaper Machines
- Corrugated Paper Machines
- Wipe and Napkin Machines
- Flexo-folder-glue and Diecutters
- Narrow Web Press
- Tissue Converting
- Wire Rolling Machines
- Bag Machines
- Slitter Rewinders
- Coating and Laminating Machines

Target Segment – Manufacturing and Assembly

- Tire Building Machines
- Press Feeds
- Conveyors
- Material Handling
- Foundry Pouring Systems

Target Segment – Packaging

- Cartoning
- Pouching
- Tray Loaders
- Case Packing
- Product Distribution Systems
- Baking and Confectionery Lines and Systems



Bulletin 2198 EtherNet/IP Encoder Output Module

Future Proofing Your System and Enabling The Connected Enterprise

The Bulletin 2198 Encoder Output Module synchronizes devices to your integrated motion on EtherNet/IP system. Reduced wiring increases reliability by mitigating the need to split encoder signals between the motor and drive. The module also increases machine design flexibility. It can sync to any axis of motion (integrated motion over EtherNet/IP or virtual) Kinetix® and PowerFlex® drives.

Features and Benefits

Enhanced Performance and Troubleshooting

- Synchronizes third-party devices to our integrated motion system
- Configure and program with Studio 5000 Logix Designer® Software
- In-cabinet installation mitigates the need to mount encoders on the machine
- Reduces wiring

Increased Flexibility

- Syncs with any axis of motion. It is not limited to nearby axis.
- Configurable output: quadrature or pulse train
- Dual Ethernet ports support a variety of network topologies
- Provides role-based access control to routines and Add-On Instructions



The innovative snap fit bus system requires no tools and can help you to more easily assemble and install. The Kinetix 5700 also incorporates Load Observer real-time tuning technology, yielding high performance control while mitigating the need to tune most axes, thus reducing your commissioning time. DSL Feedback ports support single cable technology and helps simplify wiring with Allen-Bradley® Kinetix VP motors.

Kinetix 5700 Power Supply Specifications

Model	Input Voltage	Output Current	Peak Output Current	Module Width
2198-P031	325-528V AC	10 A	31 A	55 mm
2198-P070	325-528V AC	25 A	70 A	55 mm
2198-P141	325-528V AC	47 A	141 A	85 mm
2198-P207	325-528V AC	69 A	207 A	85 mm

Kinetix 5700 Servo Drive Specifications

Model	Output Current (RMS)	Peak Output Current	Power Rating	Module Width
2198-D006-ERSx	2x2.5 A	2x6 A	2x 1.6 kW	55 mm
2198-D012-ERSx	2x5 A	2x12 A	2x 3.2 kW	55 mm
2198-D020-ERSx	2x8 A	2x20 A	2x 5.4 kW	55 mm
2198-D032-ERSx	2x13 A	2x32 A	2x 8 kW	55 mm
2198-D057-ERSx	2x23 A	2x57 A	2x 15 kW	85 mm
2198-S086-ERSx	43 A	86 A	30 kW	85 mm
2198-S130-ERSx	65 A	130 A	45 kW	85 mm
2198-S160-ERSx	85 A	160 A	60 kW	100 mm

Options include 2198-xxxx-ERS3 drives that offer hardwired and integrated STO modes. In addition, 2198-xxxx-ERS4 drives that offer the stopping functions and monitoring functions on pages 3 and 4.

For more information visit: <http://ab.rockwellautomation.com/>

Allen-Bradley, CompactLogix, ControlLogix, Kinetix, LISTEN. THINK. SOLVE., PowerFlex, Rockwell Software, Studio 5000 and Studio 5000 Logix Designer are trademarks of Rockwell Automation. Trademarks not belonging to Rockwell Automation are property of their respective companies.

www.rockwellautomation.com

Power, Control and Information Solutions Headquarters

Americas: Rockwell Automation, 1201 South Second Street, Milwaukee, WI 53204-2496 USA, Tel: (1) 414.382.2000, Fax: (1) 414.382.4444
Europe/Middle East/Africa: Rockwell Automation NV, Pegasus Park, De Kleetlaan 12a, 1831 Diegem, Belgium, Tel: (32) 2 663 0600, Fax: (32) 2 663 0640
Asia Pacific: Rockwell Automation, Level 14, Core F, Cyberport 3, 100 Cyberport Road, Hong Kong, Tel: (852) 2887 4788, Fax: (852) 2508 1846

